

# Improve Endoscope Uptime

Olympus is committed to helping you get the most out of your endoscopy equipment. The information below is intended to highlight common causes of endoscope damage and provide tips to help reduce repairs so you can keep your equipment in use and functioning at peak performance.

## DON'T


## THE RESULT

## DO

Strike distal end of scope on hard surface



Lens damage




Control distal end during handling, usage & storage



Stack endoscopes or bend insertion tube excessively




Puncturing of insertion tube




Avoid stacking/excessive bending of scopes during reprocessing/storage



Forget to attach water resistant cap prior to reprocessing endoscope\*



Fluid invasion or image issues



Always attach water resistant cap prior to reprocessing endoscope



\*For pre-190 series endoscopes only

**For immediate assistance regarding repair or service of your Olympus endoscopes, please call 800-848-9024 and select Option #3**